

Hollywood at Home Series

# *The Nightmare Before Christmas Christmas Viewing Guide*





# *A Hauntingly Merry Season*

As October draws to a close, Napa transforms under the spell of the season—misty mornings, flickering candlelight, and a touch of mystery in the air. To celebrate, Frank Family Vineyards is thrilled to present the final chapter of our Hollywood at Home x Come Over October series, inspired by Tim Burton's beloved classic, *The Nightmare Before Christmas*.

This viewing guide celebrates the magical meeting of two worlds—where Halloween's spook and Christmas's sparkle come together in perfect harmony. Inside, you'll discover hauntingly fun pairings, whimsical recipes, and festive décor ideas that capture the film's offbeat charm and signature style.

So pour a glass of your favorite Frank Family wine, settle in by the glow of your jack-o'-lantern, and raise a toast to the season's most enchanting finale—a story that reminds us that even in the strangest of places, there's beauty, belonging, and a little bit of magic to be found.





# Set the Scene



## Wicked Warmth

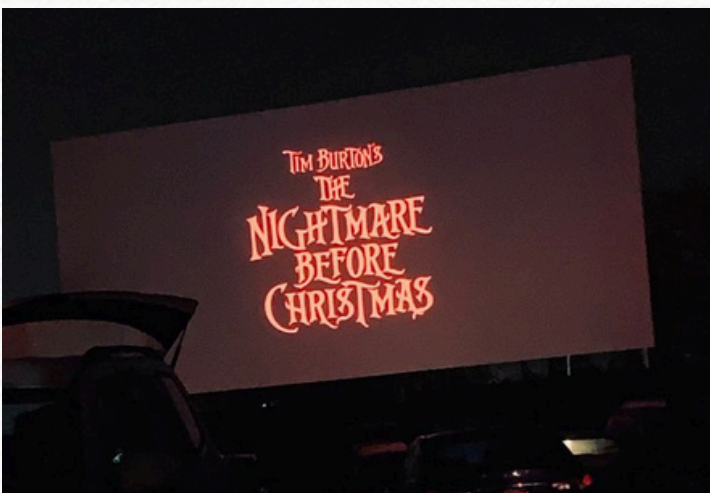
Step into a Nightmare Before Christmas–inspired evening where spooky whimsy meets cozy fall vibes. Deep jewel tones, flickering candlelight, and pumpkin accents set a playful yet elegant scene, while soft throws and plush pillows make it inviting and relaxed. Layer in black truffle popcorn, movie-inspired cocktails, and a glass of Frank Family red wine, and every sip and bite feels like a night in Halloween Town—chic, enchanting, and delightfully mischievous.

## Haunted Harmony

Set the mood for your Nightmare Before Christmas–inspired evening with moody melodies, modern beats, and hauntingly beautiful tunes that balance spooky whimsy with cozy charm—creating a soundtrack that feels both inviting and delightfully cinematic.



Set the mood with our curated playlist!



## Where to Stream

Relive the spooky charm and whimsical magic of The Nightmare Before Christmas anytime at home. Stream this beloved classic on Disney+, or rent or purchase it on Amazon Prime Video, Apple TV, or Google Play—and if you prefer, go old school with a DVD or Blu-ray. Perfect for a cozy, cinematic night in, press play, curl up under a soft throw, and let Jack, Sally, and Halloween Town’s enchanting world fill your home with mischief, magic, and a touch of holiday wonder.



# Haunted Holidays Collection

## *Where Mystery Meets Merriment*



Inspired by the whimsy and enchantment of *The Nightmare Before Christmas*, this festive quartet—the 2022 Napa Valley Cabernet Sauvignon, 2022 Napa Valley Zinfandel, a cozy wine bottle sweater, and a festive Frank Family holiday ornament—brings a touch of magic to every moment. Whether you're sipping by candlelight, gathering with friends for a cozy movie night, or adding a little sparkle to your holiday décor, each piece blends the sophistication of Napa Valley with playful seasonal charm.

Toast with friends and let Halloween Town's magic make every moment festive—shop the [Haunted Holidays Collection](#).



# Tablescape Inspiration

Inspired by the haunting charm of *The Nightmare Before Christmas*, this tablescape blends Halloween Town elegance with a hint of holiday sparkle. Flickering black candles, dried florals in plum and ivory, bone-white pumpkins, and shimmering black and silver ornaments glint like moonlight over Spiral Hill. Layer striped linens, crystal glassware, and vintage silver accents for a dramatic finish. Darkly whimsical and beautifully festive, it's a spellbinding setting for toasting to love, mischief, and a touch of holiday magic.



Eerie & Enchanting



Flickering Candles



Ornaments



Textures



Haunting Holiday Glam



Dried Florals



Dramatic Centerpieces



Pumpkins



# *Moonlight Mixers*

## Wine Cocktails Inspired by the Movie

---



Raise a glass to mischief, magic, and all the whimsical charm of Halloween Town with *Nightmare Before Christmas*–inspired cocktails. Sally’s Scarlet Sangria, with its deep Napa Zinfandel hues, is bold, enchanting, and full of seasonal flair, while the sparkling Blueberry Ice Cube Eyeballs with Blanc de Blancs add a fun, mischievous twist to every sip. Perfect for cozy movie nights, festive gatherings, or a little at-home Halloween revelry, these drinks turn every moment into a delightfully cinematic experience straight from the world of Tim Burton.



# *Sally's Scarlet Sangria*

Step into the spellbinding world of Halloween Town with Sally's Scarlet Sangria. Sweet, moody, and a little unpredictable, this enchanting blend of Zinfandel, pomegranate, and a touch of brandy brings Halloween Town's magic to life. Garnished with fresh berries, a slice of orange, and a hint of cinnamon, it's the perfect way to toast to mischief, charm, and a little cinematic magic—bold, playful, and utterly captivating with every sip.







## Ingredients

1 Bottle	<u>Frank Family Napa Valley Zinfandel</u>
½ Cup	Pomegranate juice
¼ Cup	Cointreau
¼ Cup	Brandy
2 Tablespoons	Maple syrup
1 Cup	Mixed berries (raspberries, blueberries, blackberries)
1	Orange, thinly sliced
1	Cinnamon stick
3-4	Star anise pods

## Instructions

1. Summon the Spirits: In a large, dark-hued pitcher, pour the Zinfandel like liquid velvet. Add pomegranate juice, orange liqueur, brandy, and a whisper of maple syrup — stirring slowly as if conjuring a potion in Halloween Town.
2. Enchant with Color: Float in the berries like tiny gems, layer in the orange slices like harvest moons, and drop in a cinnamon stick — a wand of spice twisting through the crimson liquid.
3. Let the Magic Unfold: Chill for at least 2 hours, or overnight if time allows, so the flavors dance together like Jack and Sally under the moonlight.
4. Serve the Spell: Pour over ice and let a few berries drift on the surface like fallen stars.




# *Blueberry Eyeball Sparkling Cocktail*

Celebrate spooky whimsy and sparkling sophistication with the Blueberry Eyeball Blanc de Blancs. Dark, playful, and delightfully eerie, this cocktail captures the mischievous spirit of Halloween Town with every sip. Floating blueberry “eyeballs” glimmer like tiny moons in your glass, while the crisp, effervescent Blanc de Blancs adds elegance and intrigue. Perfect for a movie night, a Halloween soirée, or any moment you want to toast with a touch of cinematic magic — raise your glass and let the sparkle, mischief, and enchantment come alive.







## Ingredients

1 Bottle	<u>Frank Family Blanc de Blancs</u>
6 Ounces	Blueberries

## Instructions

1. Set the Scene: Place a single blueberry into the center of each circular ice cube mold, like a tiny moon waiting to rise.
2. Seal the Spell: Fill the molds with water, encasing each blueberry in a crystal-clear orb.
3. Let the Magic Solidify: Freeze for at least 5 hours — or until each orb is perfectly frozen, holding its eerie secret.
4. Summon the Spirits: Pop a few blueberry eyeballs into a glass, floating like mysterious orbs in the night.
5. Bring the Potion to Life: Pour chilled Frank Family Blanc de Blancs over the ice cubes, letting the bubbles swirl and awaken the mischievous magic within.



# *Moonlit Morsels*

## Nightmare-Inspired Creations





# Pumpkin King Platter

Bring the spooky charm and playful mischief of Halloween Town to your table with this cinematic charcuterie board. A skeleton carved into creamy brie serves as the centerpiece, surrounded by dark berries like blackberries and blueberries, seasonal candy corn, decadent chocolate, black-and-white cookies, savory cured meats, and an assortment of rich cheeses. Each element evokes the eerie elegance and whimsy of Jack and Sally's world, blending sweet, savory, and dramatic textures into one unforgettable spread. Perfect for sipping a bold Zinfandel or raising a glass of rich Cabernet, toasting with friends, or simply delighting in a Halloween soirée, this board transforms any gathering into a visually striking, storybook-worthy experience straight from the Pumpkin King's table.



*Skeleton Brie*



*Spooky Sweets*



*Pumpkin King*



*Rich Cheeses*




# Oogie's Truffle Popcorn

Celebrate dark elegance and spooky indulgence with Oogie's Truffle Popcorn. Rich, decadent, and delightfully eerie, this snack captures the mischievous spirit of Halloween Town in every bite. Warm, fluffy popcorn is kissed with aromatic black truffle oil, then finished with a sprinkle of Parmesan, truffle salt, and a touch of black pepper, creating a savory symphony that's as mysterious as Oogie Boogie himself. Perfect for a movie night, a Halloween soirée, or any moment you want to enjoy a touch of cinematic sophistication — serve in black bowls or striped paper bags and let the aroma, texture, and flavor cast its spell.







## Ingredients

1 Bag (6 Cups)	Plain popped popcorn
1 ½ Tablespoons	Truffle oil
2 Tablespoons	Grated parmesan cheese
½ Teaspoon	Truffle salt
Sprinkle	Black pepper

## Instructions

1. Summon the Popcorn: Pop the kernels if not already done, and transfer the warm, fluffy treasure to a large mixing bowl — a cloud of midnight ready to be enchanted.
2. Anoint with Truffle Magic: Drizzle the truffle oil evenly over the popcorn, letting the rich aroma swirl like a spell in the air. Toss gently to coat — a whisper of indulgence is all it takes.
3. Enchant with Flavor: Sprinkle with truffle salt, grated Parmesan, and a hint of black pepper. Toss again until every piece glimmers with savory elegance.
4. Present the Potion: Serve immediately in black bowls or striped paper bags, letting each bite cast a spell of spooky-chic sophistication.





# *Watch Party Activities*

## HALLOWEEN TOWN PHOTOBOOTH

Transform a corner of your space into a spooky, cinematic Halloween Town photo booth. Hang black and silver ornaments, string up twinkling fairy lights, and drape striped or black lace fabrics to evoke Jack's iconic suit. Add props like mini pumpkins, skeleton hands, candy eyeballs, or a Zero plush for guests to pose with. Include playful signs with quotes like "What's this?" or "I'm the Pumpkin King!" Mix in masks or hats inspired by Jack, Sally, or Oogie Boogie. Guests can snap photos that capture the darkly whimsical, mischievous, and cinematic spirit of Halloween Town.

## JACK AND SALLY COCKTAIL CHALLENGE

Set up a mini cocktail station where guests can mix their own "Jack" or "Sally" drinks. Offer wine pairings like Cabernet for Jack and Sparkling Rouge for Sally, plus simple mixers, berries, or garnishes. Guests can get creative naming their concoctions and snapping photos. It's a fun, interactive way to toast the characters while keeping the cinematic, darkly whimsical vibe.

## HALLOWEEN TOWN BINGO

Design a bingo game featuring characters, scenes, and quotes from the movie. Squares could include: Jack sings, Zero floats by, Oogie Boogie laughs, or Sally sews. Guests mark off squares as they watch, adding a playful, competitive layer that keeps everyone engaged throughout the movie.

## CHARACTER QUOTE CARDS

Add a fun twist to your watch party with a Nightmare Before Christmas quote game. Write down some of the movie's most memorable lines—like "Just because I cannot see it, doesn't mean I can't believe it," "I'm the shadow on the moon at night," or "Oogie Boogie's got a bag of tricks!" Have guests draw one at random and challenge them to guess which character said it. This sparks laughter, encourages playful competition, and lets everyone relive the mischief, charm, and whimsy of Halloween Town.



# *Character and Wine Pairings*

---



Spooky, whimsical, and full of personality—our *Nightmare Before Christmas* wine pairings bring Halloween Town to your glass. Sip the 2023 Napa Cabernet Sauvignon, bold and commanding like Jack Skellington, or the 2020 Sparkling Rouge, elegant and layered like Sally. Each pour captures the charm, heart, and cinematic magic of the film, turning every sip into a toast to mischief, whimsy, and a little Pumpkin King romance.





## *Jack Skellington* 2022 Napa Valley Cabernet

Bold, commanding, and full of charisma, the 2022 Napa Cabernet Sauvignon captures Jack Skellington's ambitious, larger-than-life spirit. Rich plum and cherry notes with subtle oak make it dramatic, captivating, and unforgettable—just like the Pumpkin King.



## *Sally Finklestein* 2020 Sparkling Rouge

Elegant, layered, and full of heart, the 2020 Sparkling Rouge captures Sally's thoughtful, whimsical spirit. Bright red berry notes and lively bubbles make it charming, playful, and utterly unforgettable—just like her story.



## *Oogie Boogie* 2021 Winston Hill Sangiovese

Bold, vibrant, and full of mischief, the 2021 Winston Hill Sangiovese captures Oogie Boogie's flamboyant, high-stakes personality. Juicy red fruit, spice, and a hint of intrigue make it dramatic, decadent, and utterly unforgettable—just like Halloween Town's notorious trickster.



## *Zero* 2020 Blanc de Blancs

Light, airy, and full of charm, the 2020 Blanc de Blancs captures Zero's playful, loyal spirit. Crisp bubbles and delicate citrus notes make it whimsical, uplifting, and utterly unforgettable—just like Jack's faithful ghost dog.

